

SWEeper

FLASH BIEFFE - 650B



Electric sweeper



CLEANING CAPACITY	2800 mq/h
TRACTION	ELECTRICAL / MECHANICAL
SWEEPING PATH	680 mm
WASTE HOPPER	65 lt
AUTONOMY	2 h
FILTER AREA	3,2 mq
VOLTAGE	12Vx140Ah
ELECTRICAL MOTOR POWER (HP-W)	600W
BATTERY CHARGER	ON BOARD
DIMENSION	122x70x93 cm
WEIGHT	70 kg

 BATTERY

 BLI

Battery level indicator. Stops the machine when battery is too low



- 1 Traction
- 2 Flap lift
- 3 Filter shaker
- 4 Side brush lift



FLASH650B -
Aspiration fan



FLASH650B/650P - Brake



FLASH650B/650P -
Filter dust

TECHNICAL FEATURES

- ✓ Electrical/mechanical traction.
- ✓ Advanced moulded polyethylene cover.
- ✓ Mechanical filter shaker operated by a lever on the handlebar.
- ✓ Washable double filter, easy to remove/install.
- ✓ Support front brush in die-cast aluminium.
- ✓ All controls operated by a lever (traction, flap-lift, filter shaker and side brush).



VERSIONS AVAILABLE



BFSP650B	SWEEPING MACHINE WITHOUT BATTERY
BFSP650BC	SWEEPING MACHINE WITHOUT BATTERY CHARGER
BFSP650BCA	SWEEPING MACHINE WITH BATTERY 100A ACID AND BATTERY CHARGER
BFSP650BCG	SWEEPING MACHINE WITH 100A AGM BATTERY AND BATTERY CHARGER

OPTIONAL

Back drawer for sand drainage, for tennis courts / football / etc

SPARE PARTS, SERVICE and NOTES

-  The whole production is based in Italy, in our plant in Pesaro.
-  For spare parts and service: info@bieffeitalia.it

-  BIEFFE guarantees the shipping of spare parts, accessories in very short times. Our efficient help line is available for service and assistance.
-  Visit our website: www.bieffeitalia.it